


WYSONG



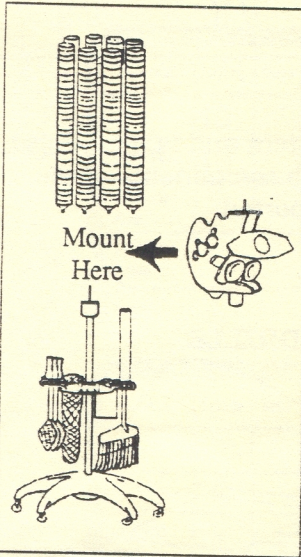
*Unique equipment and accessories
for the badminton athlete*

Wysong Badminton Equipment Catalog

WYSONG AUTOMATIC BADMINTON FEEDER™

Attach to your Wysong Practice Badminton Station™

The lightweight Feeder fits on the telescoping pole of the Practice Badminton Station and sandwiches between the dispenser tube carousel and the base. As such, 208 shuttlecocks are available for automatic feeding to the athlete. By removing the feeding machine from the station, the player can then again use the station to practice serves or for hand feeding. (See Wysong Practice Badminton Station information on page 4.)



For Elite Competitors

The machine greatly increases and multiplies the capabilities of coaches. The Feeder is the answer for coaches who need reliable feeds and repetitive drilling to train athletes.

For Schools

The Feeder is the ideal teaching aid. Students rapidly learn by hitting shuttlecocks that are fed in a predictable way so they can work on elementary skills.

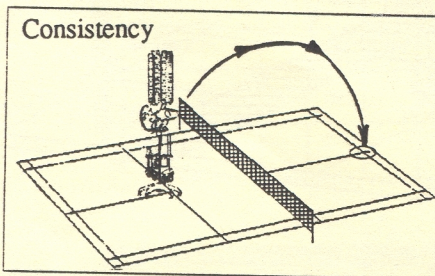
A Profit Center For Clubs

The station is an excellent addition to club play. Club members will have an opportunity to train for skills they wish to improve. By charging a rental fee per

hour, clubs can easily pay for the unit, and over time even turn it into a profit center.

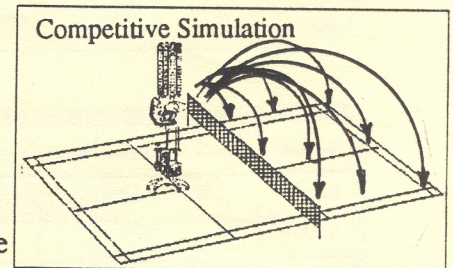
FEATURES AND USE

- **Consistency** – Delivers shuttlecocks in an exact trajectory at an exact speed to a precise location.



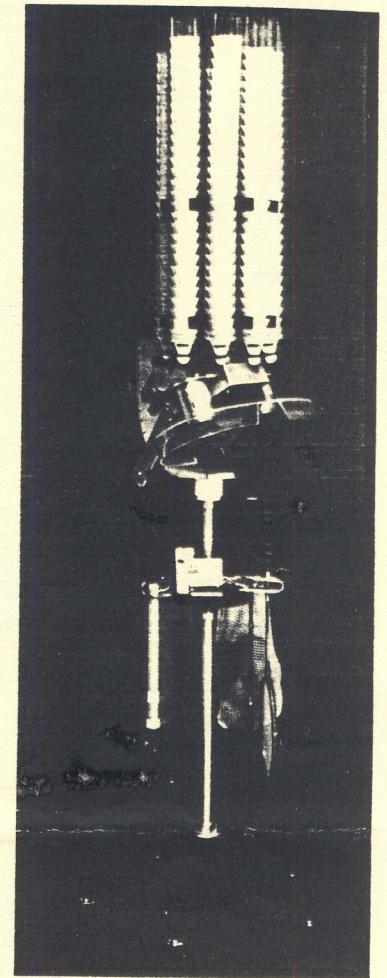
- **Competitive Simulation** – By adjusting the variables on the computer control, the athlete can create a non-predictable pattern of shots to simulate actual competitive play patterns.

- **Practice Concentration** – The athlete can depend on the quality of the feed and concentrate on all other aspects of technique such as stroking, wrist, foot

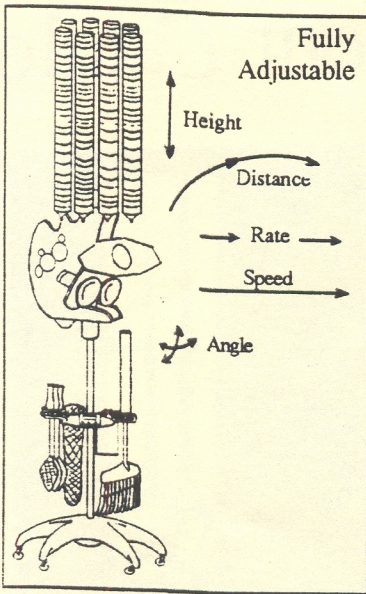


work, focus, body rotation and accuracy of shot.

- **Challenge** – Once the athlete becomes skilled at certain computer settings, he or she then simply upgrades the settings to increase the challenge to rise to a higher level of skill. The Feeder can always out-challenge an athlete, thus never permitting the athlete to plateau.
- **Adjustable** – Adjusts in height, angle, speed, short and/or long distance, rate of feed, rate and radius of oscillations and random option.
- **Remote Control** – Turn on and off by a small, hand-held (put in pocket or clip to belt) radio transmitter
- **Fitness** – Pace and rhythm can be set and upgraded to create the ultimate fitness conditioning. The tireless, unrelenting feeding is far superior to other non-court methods of conditioning such as running or rope skipping.
- **Variable Tempo** – Any drill can be practiced with precision, be it one that emphasizes stroking or footwork. The tempo can be increased or decreased at will depending upon the needs of the athlete.
- **Drills** – Long to the middle or to the sides, short drops, short-long drills, short-long diagonal drills and side-to-side drives can all be practiced with reliability.
- **Smash Returns** – Can be practiced by elevating the Feeder and declining the angle. Shuttlecock speed can exceed the fastest human smasher.

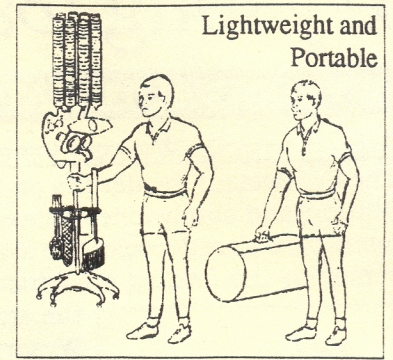


An automatic computer-controlled badminton feeder with limitless feeding options and competitive challenge.



COMPUTER CONTROL

| Function | Setting | Reps | Function | Setting | Reps | Random |
|-----------------|---------|------|----------|---------|------|--------------------------|
| Short | | | Long | | | <input type="checkbox"/> |
| Feed Rate | | | FR2 | | | <input type="checkbox"/> |
| Oscillate Rate | | | OR2 | | | <input type="checkbox"/> |
| Oscillate Angle | | | OA2 | | | <input type="checkbox"/> |




- Serve Returns – Any serve return can be practiced. Find your weakness, set the machine to serve to that weakness and practice it a hundred or ten thousand times until the weakness becomes a strength.
- Light and Mobile – Moves easily over the court on casters and is lightweight.
- Compact and Portable – The Feeder, along with all the components of the badminton station, are easily disassembled and transported.

EXAMPLES OF WYSONG AUTOMATIC BADMINTON FEEDER™ DRILLS

Computer Control


| Function | Setting | Reps | Function | Setting | Reps | Random |
|-----------------|---------|------|----------|---------|------|--------------------------|
| Short | | | Long | 15 | | <input type="checkbox"/> |
| Feed Rate | 5 | | FR2 | | | <input type="checkbox"/> |
| Oscillate Rate | | | OR2 | | | <input type="checkbox"/> |
| Oscillate Angle | | | OA2 | | | <input type="checkbox"/> |

Clears and Deep Singles Serve



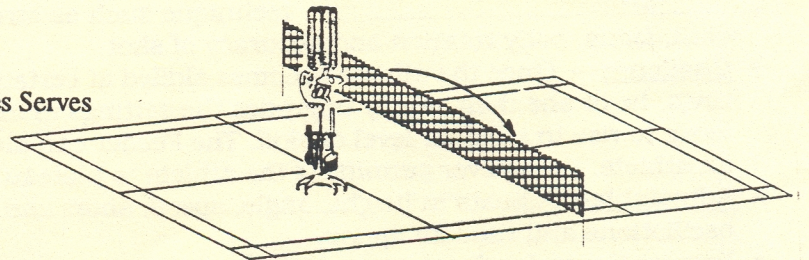
| Function | Setting | Reps | Function | Setting | Reps | Random |
|-----------------|---------|------|----------|---------|------|--------------------------|
| Short | 2 | | Long | | | <input type="checkbox"/> |
| Feed Rate | 6 | | FR2 | | | <input type="checkbox"/> |
| Oscillate Rate | | | OR2 | | | <input type="checkbox"/> |
| Oscillate Angle | 4 | | OA2 | | | <input type="checkbox"/> |

Side-To-Side Drops




| Function | Setting | Reps | Function | Setting | Reps | Random |
|-----------------|---------|------|----------|---------|------|--------------------------|
| Short | 3 | | Long | | | <input type="checkbox"/> |
| Feed Rate | 2 | | FR2 | | | <input type="checkbox"/> |
| Oscillate Rate | | | OR2 | | | <input type="checkbox"/> |
| Oscillate Angle | | | OA2 | | | <input type="checkbox"/> |

Short Doubles Serves



| Function | Setting | Reps | Function | Setting | Reps | Random |
|-----------------|---------|------|----------|---------|------|-------------------------------------|
| Short | | | Long | 12 | | <input type="checkbox"/> |
| Feed Rate | 8 | | FR2 | | | <input type="checkbox"/> |
| Oscillate Rate | 5 | | OR2 | 10 | | <input checked="" type="checkbox"/> |
| Oscillate Angle | 2 | | OA2 | | | <input type="checkbox"/> |

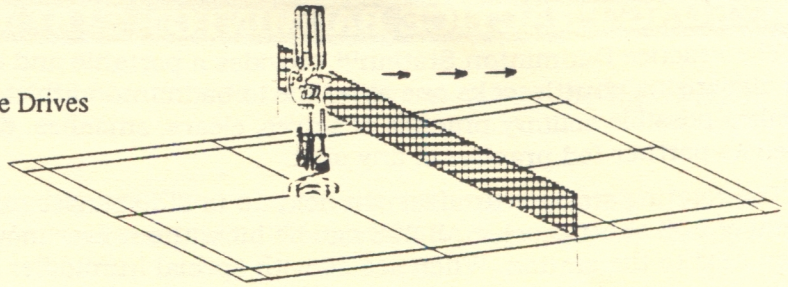
Side-To-side Clears or Drives



Computer Control

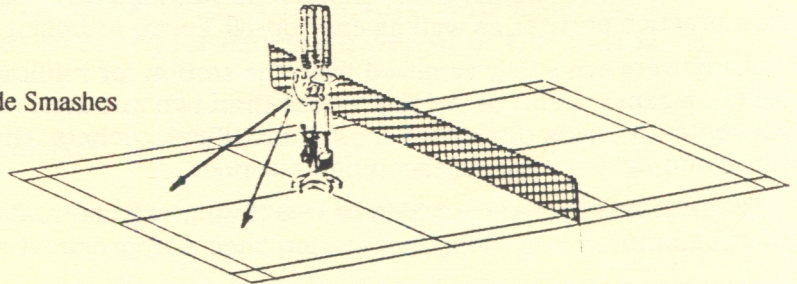
| Function | Setting | Reps | Function | Setting | Reps | Random |
|-----------------|---------|------|----------|---------|------|--------------------------|
| Short | 15 | | Long | | | <input type="checkbox"/> |
| Feed Rate | 10 | | FR2 | | | <input type="checkbox"/> |
| Oscillate Rate | | | OR2 | | | <input type="checkbox"/> |
| Oscillate Angle | | | OA2 | | | <input type="checkbox"/> |

Rapid-Fire Drives



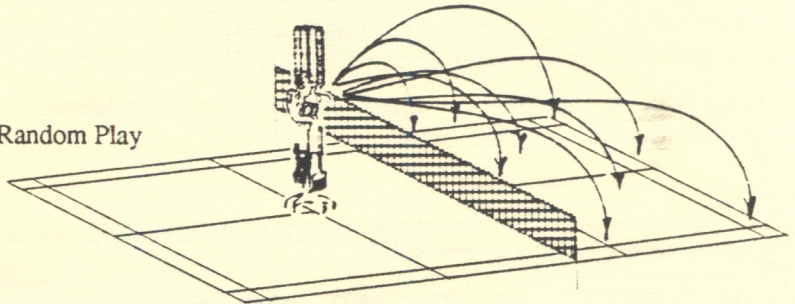
| Function | Setting | Reps | Function | Setting | Reps | Random |
|-----------------|---------|------|----------|---------|------|-------------------------------------|
| Short | 10 | | Long | 15 | | <input checked="" type="checkbox"/> |
| Feed Rate | 10 | | FR2 | | | <input type="checkbox"/> |
| Oscillate Rate | 5 | | OR2 | | | <input type="checkbox"/> |
| Oscillate Angle | 1 | | OA2 | | | <input type="checkbox"/> |

Side-To-Side Smashes



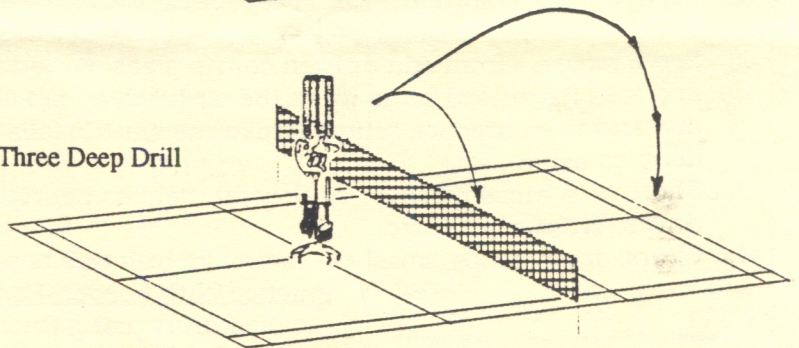
| Function | Setting | Reps | Function | Setting | Reps | Random |
|-----------------|---------|------|----------|---------|------|-------------------------------------|
| Short | 2 | | Long | 18 | | <input checked="" type="checkbox"/> |
| Feed Rate | 5 | | FR2 | 8 | | <input checked="" type="checkbox"/> |
| Oscillate Rate | 6 | | OR2 | 10 | | <input checked="" type="checkbox"/> |
| Oscillate Angle | 1 | | OA2 | 4 | | <input checked="" type="checkbox"/> |

Full Court Random Play




| Function | Setting | Reps | Function | Setting | Reps | Random |
|-----------------|---------|------|----------|---------|------|--------------------------|
| Short | 2 | 1 | Long | 15 | 3 | <input type="checkbox"/> |
| Feed Rate | 6 | | FR2 | | | <input type="checkbox"/> |
| Oscillate Rate | | | OR2 | | | <input type="checkbox"/> |
| Oscillate Angle | | | OA2 | | | <input type="checkbox"/> |

One Short, Three Deep Drill



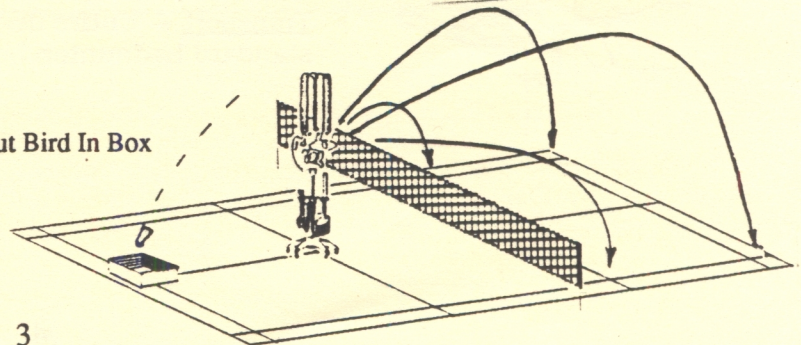
| Function | Setting | Reps | Function | Setting | Reps | Random |
|-----------------|---------|------|----------|---------|------|--------------------------|
| Short | 2 | | Long | 15 | | <input type="checkbox"/> |
| Feed Rate | 5 | | FR2 | | | <input type="checkbox"/> |
| Oscillate Rate | | | OR2 | | | <input type="checkbox"/> |
| Oscillate Angle | | | OA2 | | | <input type="checkbox"/> |

Short-Long Diagonal Drill



| Function | Setting | Reps | Function | Setting | Reps | Random |
|-----------------|---------|------|----------|---------|------|--------------------------|
| Short | 2 | | Long | 16 | | <input type="checkbox"/> |
| Feed Rate | 5 | | FR2 | | | <input type="checkbox"/> |
| Oscillate Rate | | | OR2 | | | <input type="checkbox"/> |
| Oscillate Angle | 4 | | OA2 | 2 | | <input type="checkbox"/> |

Full Court, Put Bird In Box



WYSONG PRACTICE BADMINTON STATION™

The Practice Badminton Station™ provides a portable and convenient means of dispensing shuttlecocks one at a time to badminton athletes. The station makes possible solitary practice of serves, clears, smashes, drops and drives, as well as partner-fed practice of any shot.

The rotating station carousel can hold up to 8 dispenser tubes containing a total of 208 shuttlecocks. All 208 can be hit without ever moving from a position next to the station. When sealed with special humidifier caps, dispensers also serve as convenient and humidified see-through short-term storage devices for shuttlecocks. The dispensing canisters can also be removed and hand-held by a practice partner as well as easy on-off Velcro attached to walls or posts.

Dispensers are easily removed from the station for refilling. The entire carousel of dispensers can be refilled in less than two minutes. An accessory carousel conveniently holds dispenser caps, humidifiers, rackets, clipboard, stopwatch/timer and light-weight, telescoping mini-rake.

The unit can be disassembled in less than a minute, and carried in a standard badminton bag. Weight of station base is approximately 6 pounds.

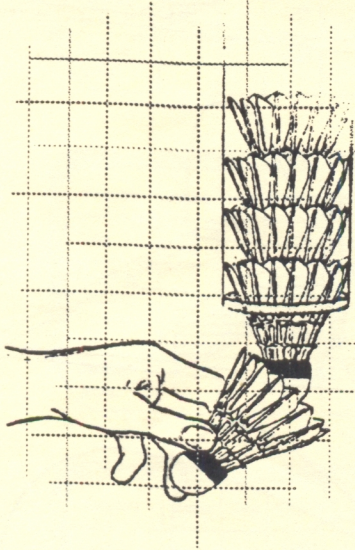
To demonstrate the invaluable role the Practice Badminton Station™ can play in improving your game and to assist in quick, easy assembly, a video is provided free with your order or may be purchased separately.

Each unit is individually hand-crafted of light anodized aluminum, stainless steel and durable plastic composites.


FEATURES AND USE

• Solitary Practice -

1. Serving - place station within easy reach of the non-racket hand and serve repeatedly without ever having to move or bend over.
2. Serve return - from odd or even courts place station within easy reach and toss dispensed birds up in the air between net and short service line and then practice return strokes as shuttle falls to level of a short doubles serve.
3. Short nets - toss birds up so they fall tight to net right or left and practice dribbles, tumbles, spinners, drives, cross courts, etc.
4. Clears, drives, drops, smashes - throw bird high with non-racket hand, then stroke as it falls to proper position.



- Practice With Feeder/Partner - Use the birdie station for all partner-assisted drills using the eight-tube station, or pull individual tubes off the station, holding vertically with one hand and throwing with the other.
- Bird Retrieval - Rake birds into pile, pull carousel off station and place fill ends next to pile. Kneel next to carousel facing pile, stack birds with each hand and insert into tubes.
- Wall or Post Velcro Attachment - To place dispenser tubes on wall or post, stick loop (provided) vertically on tube (12-24") and put 1 - 2" hook (provided) horizontally on sections of wall or post.
- Storage - Saturate sponge caps with water and place these plus opposite end caps over tubes. If shuttles are stored for a length of time vertically in the tubes without end caps, the weight of the stack will distort the feathers of the protruding shuttlecock.
- Transport - Entire device can be easily disassembled and carried in a standard badminton bag.



WYSONG PORTABLE BADMINTON NET™

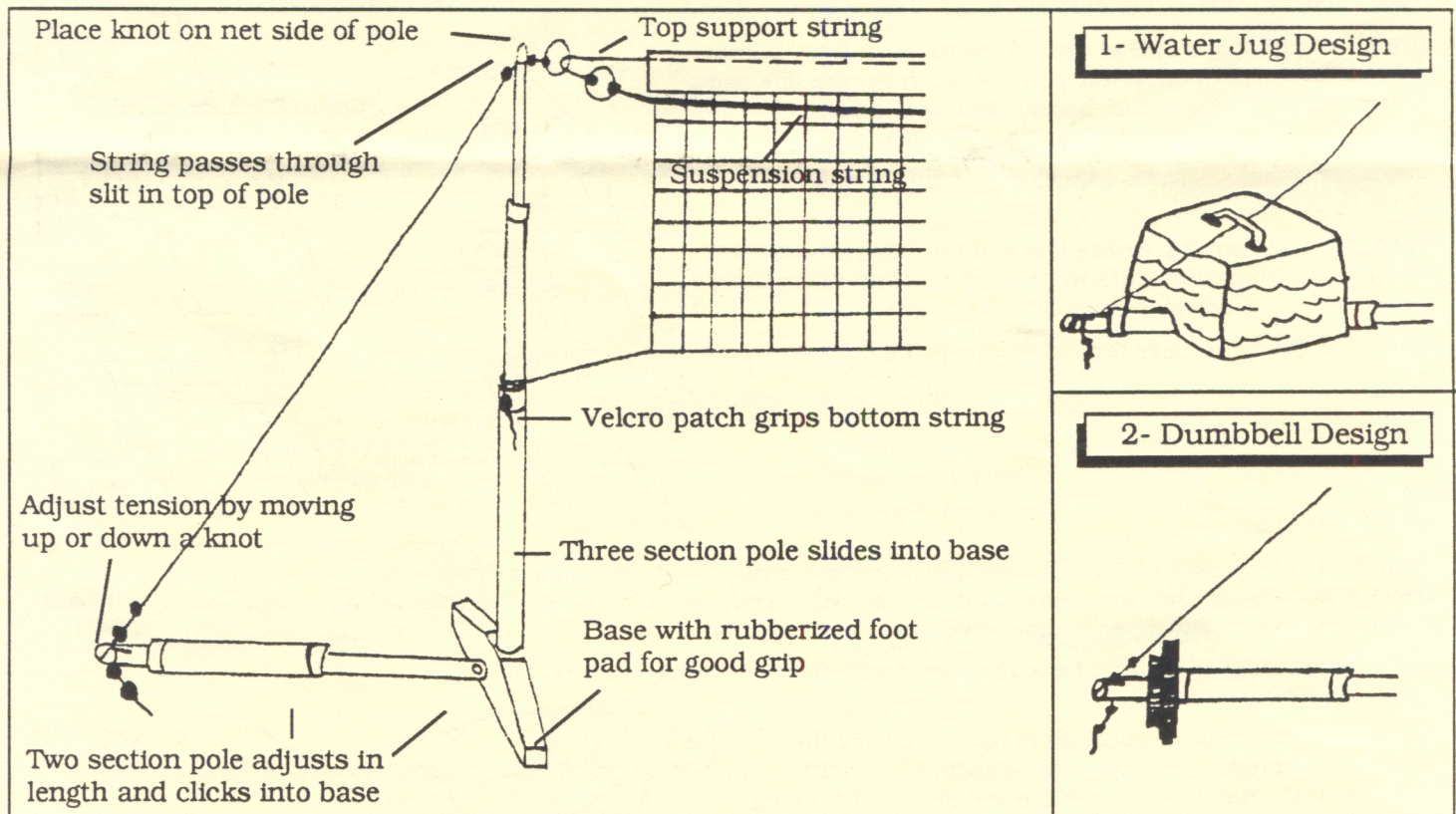
The Wysong Portable Badminton Net is designed to be carried in a badminton bag, be lightweight (only 5 lbs.), and quickly set up on any surface.

Extension arms and standards are of high quality anodized aluminum with a twist-lock telescoping feature. Bases are finished oak with non-skid rubber pads. Tie cords are durable non-stretch nylon.

The specially designed, regulation sized net contains two supporting strings which permit tensioning the net to the legal 1" mid-sag without the need for excessive weight at the standards.

Two options are available for securing the standards:

1. Collapsible plastic jugs (included) are filled with water and positioned as shown (see diagram). Empty, these collapse and weigh only 1-1/2 lbs.
2. (Optional – not included) Rubber coated Olympic sized weights with feet slide over extension arms. One 5 lb. and one 2 1/2 lb. are required for each side. (Optional dumbbell handles are available to permit use of the weights for training.)

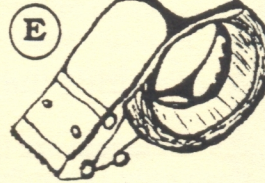
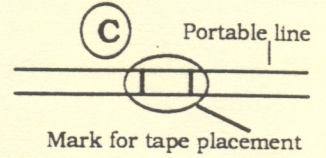
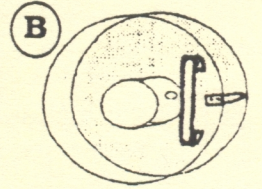
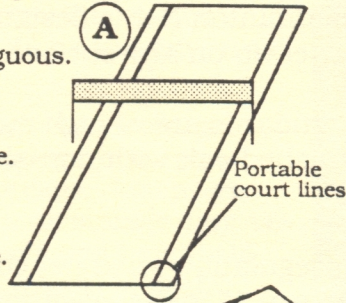


WYSONG PORTABLE BADMINTON COURT™

The Wysong Portable Badminton Court permits quick, regulation-size court lining on any hard surface.

Components:

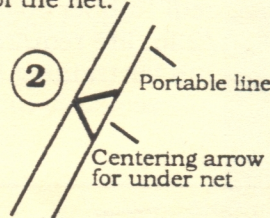
- Perimeter doubles court lines plus side singles lines all contiguous. Lines are flat 1/2" bright yellow nylon.
- Convenient durable reel dispenser stores the court line system to prevent wrinkles and keep line system flat for reuse.
- Vinyl 1/2" yellow easy on/off tape is used to mark the long doubles service line and midline (see diagram). Marks on reusable court lines permit easy application of tape.
- Vinyl 2" clear easy on/off tape is used to hold corners of the court in place (see diagram 8).
- Optional dispensers are available for C and D above.



Directions:

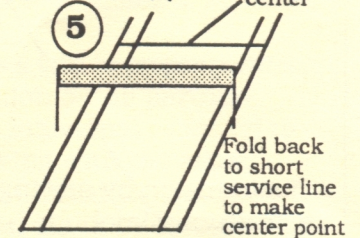
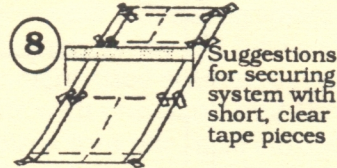
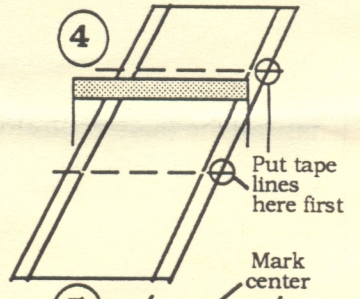
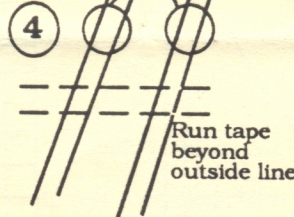
Setting Up:

- Pull the portable court out from the dispensing reel. The end being pulled is a corner and the next corner to appear will be its partner for one side of the net.
- Have one person hold each corner of the portable court, stretch to square and center arrows under net.
- Be sure all lines are flat, straight, square, and not twisted.
- Place yellow tape across short service marks on court lines. Make tape run slightly beyond side court lines to secure them.
- Bring corners of one side of court forward to squarely overlay short service line. Mark center point of short service line using center mark on long out of bounds line as a guide.
- Return the corners to their squared position and tape diagonally across corners with clear 2" vinyl tape to secure them to the floor.
- Tape the long doubles service line and the center court lines. Overlap portable court lines to help secure them to the floor using marks on portable court lines as guides.
- Use small pieces of clear tape to secure portable lines as indicated in drawing.



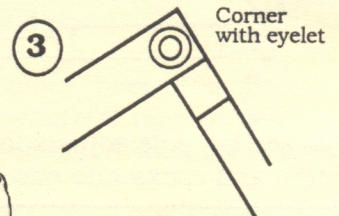
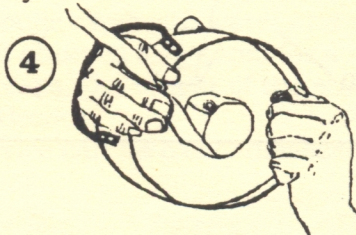
First corner pulled from dispenser

Portable side lines



Taking Up:

- Remove all clear tape.
- Remove all line tape. (NOTE: The tape should remove easily if only down for a few hours. The tape is safe for all floors and carpeting we have tested and does not leave residue. If left on for an extended time such that it is difficult to remove, use a blow dryer to ease removal.)
- Keep the court lines flat and hook the corner with the metal eyelet onto the center axle of the reel.
- Slowly roll the portable court on to the reel letting the lines slip through your fingers to be sure no folds get onto the reel. Roll loosely onto the reel since tight rolling will create bends in the portable lines.



Limitations and Precautions:

The portable court system is designed for temporary portable use. Although the use of tape for lines in the concentrated center areas of play greatly reduces line movement, the perimeter portable lines are loose on the floor and can be moved by feet in play. Adjustments, tensioning, and retaping may be necessary from time to time. Tripping is also possible and awareness of this possibility should cause vigilance in keeping the lines secured flat to the floor.

WYSONG BADMINTON ACCESSORIES



SHUTTLECOCKS

The best synthetic shuttlecock we have found. Has feather-like flight, but the durability of nylon. Cork Tipped. Specify white or yellow.

\$12.50 per dozen

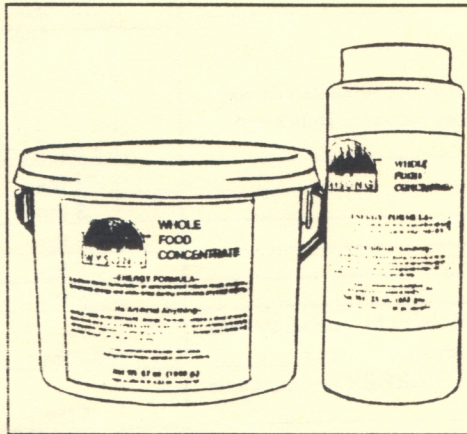
WYSONG ENERGY DRINK

A rehydrating, buffering and energizing drink. Ideal for badminton training and competition. Designed scientifically to replenish nutrients, quench free-radicals,

increase endurance and maintain health. No dyes, preservatives, artificial flavors or refined sugars. A blend of natural foods which are a concentrated source of energy from natural complex and simple carbohydrates, free radical scavenging antioxidants, electrolytes and vitamins and minerals derived from natural foods only. Nothing artificial. Available in 23 and 67 ounce sizes. Just add pure water.

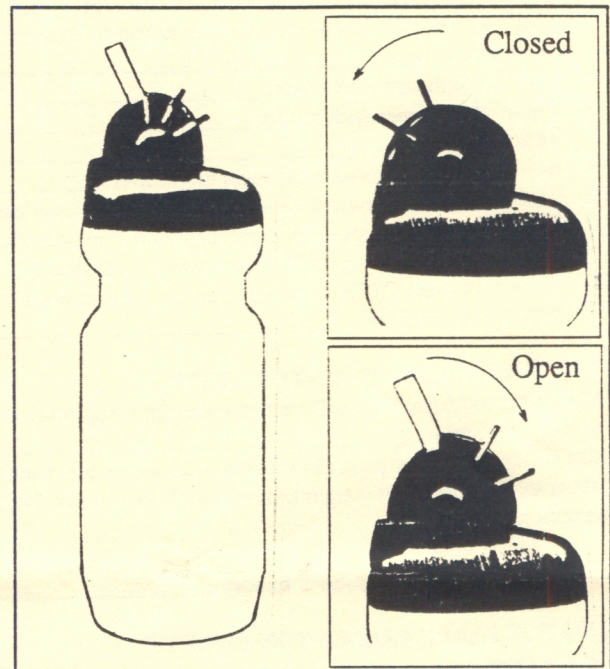
23 oz. size - \$8.95

67 oz. size - \$22.89



NO-SPILL ENERGY DRINK BOTTLE

Slide action on spout prevents any spills or leaks. Made of lightweight sanitary plastic. Ideal for mixing Wysong Energy Drink. Add 1/2 cup Energy Drink powder to bottle of liquid and shake. Also fits standard bicycle bottle cages. **\$7.00 each**




SECOND SKIN BADMINTON GRIPS

One-piece badminton racket grips with the feel of skin create an excellent sweat-resistant grip with high tack, cushioning and delicate sensitivity. Simply stretch the grip and slide it over the racket handle. Athletes who try this grip do not return to others. Comes in black only.

Second Skin Over-Grip


Slides over existing grip.

\$3.50 each



Second Skin Grip Replacement

Thicker wall than the over-grip. Replaces existing racket grip. **\$5.50 each**



FREE CATALOGS

- Wysong Sports and Fitness Products* — 8 pages, 20 products
- Wysong Healthy Alternatives Product Guide* — 38 pages, over 1,200 products

GUARANTEE

All Wysong Badminton Equipment is made with the highest quality components and fabricated individually by craftsmen at our Midland Facilities.

If for any reason you are not satisfied, return within 30 days in clean, undamaged, resalable condition for a full refund (less shipping).

WYSONG BADMINTON EQUIPMENT ORDER FORM

WYSONG AUTOMATIC BADMINTON FEEDER™

1. Automatic Badminton Feeder complete with computer control, remote & 50-foot extension cord. (For attachment to Wysong Practice Badminton Station™. See below.) _____
2. Hydraulic Pedestal Lift: Retrofits into Badminton Station pedestal to ease up-down height adjustments. _____

WYSONG PRACTICE BADMINTON STATION™

3. Badminton Station Base: Base unit with carousels to hold tube dispensers and any or all options below, sold individually. _____
4. Tube Dispenser: Holds 26 shuttlecocks, complete with end caps and humidifier. (Base station can hold a total of eight dispensers.) _____

Options For Above

5. Telescoping Rake: Lightweight anodized telescoping aluminum, foam-covered handle and plastic square-to-floor broom rake with holder to attach to accessory carousel. Delicately rakes shuttlecocks. _____
6. Acrylic Clipboard with holder _____
7. Digital clock/timer with holder _____
8. Racket Holder _____
9. Holder for tube dispenser caps and humidifier _____
10. Casters (set of five swivel casters to attach to pedestal base.) _____
11. Complete Station: Includes eight dispenser tubes (holds 208 shuttlecocks) and all options listed above. (A savings of \$45 compared to purchasing components separately.) _____
12. Video Cassette (VHS): Assembly and demonstration. FREE WITH ORDER or refundable with future purchase. _____

WYSONG PORTABLE BADMINTON NET™

13. Portable net complete with collapsible water jug weighting system. _____
14. Net and cords only _____
15. Extra collapsible water jugs. (2 included in above price) (each) _____
16. Rubber-coated dumbbell weight option (two 5-lb and two 2-1/2-lb. weights required for this option)
5 lb. footed weight (each) _____
2-1/2 lb weight (each) _____
17. Chrome, easy star-lock dumbbell handle _____

WYSONG PORTABLE BADMINTON COURT™

18. Portable court lines _____
19. Dispenser reel for portable court lines _____
20. Vinyl tape (1/2" x 108 ft. yellow) (55-1/2 ft required for each side of court) _____
21. Clear (2" x 108 ft) hold-down tape _____
22. Tape dispenser with cutting edge for 1/2" yellow tape (optional) _____
23. Tape dispenser with cutting edge for 2" clear hold-down tape (optional) _____

WYSONG BADMINTON ACCESSORIES

24. Training Shuttlecocks: Nylon with cork tip. High quality flight closest to feather. Durable, long life. Specify white or yellow. _____
25. Wysong Energy Drink, 23 oz. _____
67 oz. _____
26. No-Spill Energy Drink Bottle _____
27. Second Skin Badminton Grips
Second Skin Over-Grip _____
Second Skin Grip Replacement _____

| | Ship Qty. | Cost/Wt | Total Weight | Price | Total Price |
|---------------------|-----------|---------------|--------------|---|-------------|
| | | \$25.00 (ea.) | | \$950.00 | |
| | | \$4.00 (ea.) | | \$30.00 | |
| | | | 6.0 lbs. | \$126.00 | |
| | | | .75 lbs. | \$22.50 (ea.) | |
| | | | 1.0 lbs. | \$35.00 | |
| | | | .75 lbs. | \$8.50 | |
| | | | .5 lbs. | \$25.00 | |
| | | | .5 lbs. | \$5.00 | |
| | | | .75 lbs. | \$10.00 | |
| | | | .75 lbs. | \$25.00 | |
| | | | 16.0 lbs. | \$369.50 | |
| | | | .5 lbs. | \$15.00 | |
| | | | 10.0 lbs. | \$149.00 | |
| | | | 3.0 lbs. | \$35.00 | |
| | | | 1.0 lbs. | \$4.00 | |
| | | | 5.0 lbs. | \$15.00 | |
| | | | 2.5 lbs. | \$7.00 | |
| | | | 7.0 lbs. | \$18.00 | |
| | | | .75 lbs. | \$45.00 | |
| | | | .75 lbs. | \$25.00 | |
| | | | .5 lbs. | \$4.50 | |
| | | | .5 lbs. | \$12.50 | |
| | | | .5 lbs. | \$10.00 | |
| | | | .5 lbs. | \$10.00 | |
| | | | .25 lbs. | \$12.50 | |
| | | | 1.5 lbs. | \$8.95 | |
| | | | 4.0 lbs. | \$22.89 | |
| | | | .25 lbs. | \$7.00 | |
| | | | .25 lbs. | \$3.50 | |
| | | | .25 lbs. | \$5.50 | |
| Total Weight | | | | SUB TOTAL | \$ |
| | | | | MI residents add 6% sales tax | \$ |
| | | | | → → Shipping within the U.S. (outside the continental U.S., call for quote) | \$ |
| | | | | TOTAL | \$ |

Name _____
Address _____
City/State/Zip _____
Daytime Phone _____

| Shipping | |
|----------------|---------------|
| Less than 1 lb | \$3.50 |
| 1-3 lbs | \$5.00 |
| 3-5 lbs | \$7.00 |
| 5-10 lbs | \$10.00 |
| 10-20 lbs | \$20.00 |
| over 20 lbs | request quote |

METHOD OF PAYMENT

Check or Money Order Visa Master Card Discover Exp. Date _____
 Account Number _____ Signature _____

Wysong Corporation
1880 North Eastman Avenue
Midland, MI 48640-8896

BULK RATE
U. S. POSTAGE
PAID
PERMIT #11
MIDLAND, MI